



JACOB FRYXELIUS

TERRAFORMING MARS TURMOIL

LEADING HUMANITY IN UNCERTAIN TIMES

Against the challenges of dust storms and a harsh climate, the human civilization on Mars is slowly growing. At the center of this is the Terraforming Committee, where corporations and lobby groups struggle to make their voices heard. It is a time of turmoil, in which the corporations need to navigate natural disasters, social movements, and high-level politics.

Introduction

This expansion to Terraforming Mars introduces Global Events (visible 3 generations in advance) that affect all players. The players also place delegates in the Terraforming Committee to gain influence and decide which party will rule during the next generation. There are 6 different parties, each with a different policy (effect or action), and a one-time bonus that is applied when they become ruling. To afford giving these bonuses to the players, the Terraforming Committee is also revising Terraform Ratings, causing players to lose 1 TR each generation!

Setup (image next page. This setup is performed after step 2 in the normal setup rules.)

- 1) **Boards:** Place the Terraforming Committee board and Global Event board next to the main game board. If playing on the base game board (Tharsis), replace the Terraformer milestone with the new tile, requiring only TR 26.
- 2) **Delegates:** Each player takes their seven delegate markers and places one in the Lobby of the Terraforming Committee board and the other six in the Delegate Reserve. Place a gray neutral delegate in the Chairman seat, and the rest of the gray neutral delegates in the Neutral Reserve. All delegate markers remain on the Terraforming Committee board for the rest of the game.
- 3) **Global Events:**
 - a) Shuffle the Global Event cards and place the deck on the reserved space on the Global Event board.
 - b) Draw a card from the Global Event deck and place it face up on the space marked "Coming Global Event". Place a neutral delegate as Party Leader in the party indicated at the top left of the card. This party is now Dominant (read more on page 4) - place the Dominance marker in the area for delegates of that party.
 - c) Turn over the top card of the Global Event deck face up (this is now a Distant Global Event) and place a neutral delegate as Party Leader to the party indicated at the top left of that card. If it is in the same party as the other neutral delegate, place it in the area for delegates instead. **NOTE:** There is no CURRENT Global Event to execute the first generation.
- 4) Place all six Policy tiles in a pile at their designated place on the Terraforming Committee board, with GREENS on top. They start as the ruling party (read more on page 4), and their policy will be active during the upcoming Action phase.
- 5) Shuffle the 16 new Turmoil project cards into the main project card deck.



Place a neutral delegate in the Kelvinists party when card is first shown.

GLOBAL EVENT



Place a neutral delegate in the Greens party when card becomes Current.

Dominance marker



Ruling Policy

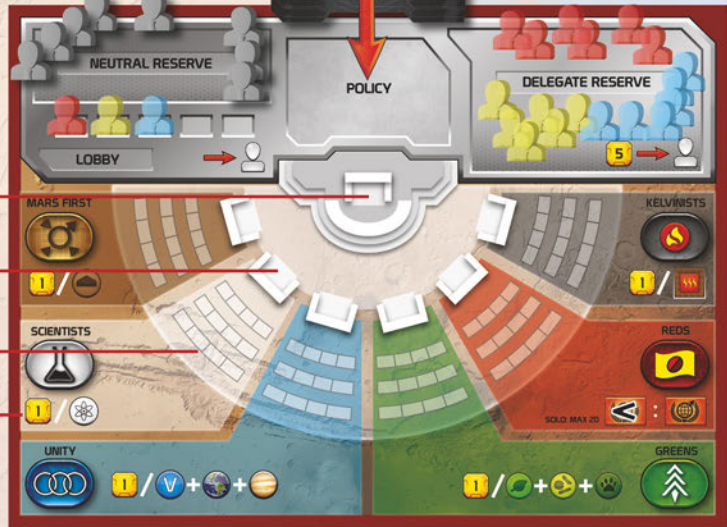


Chairman seat

Party Leader seat

Delegate area

Ruling Bonus



TERRAFORMING COMMITTEE BOARD

Turmoil Phase
after production
(see page 7)

1. TR REVISION

- All players lose 1 TR.

2. GLOBAL EVENT

- Perform the current Global Event, taking influence into account.

3. NEW GOVERNMENT

- The Dominant party becomes ruling: change Policy tile.
- Perform the ruling bonus.
- The Dominant party leader becomes Chairman, earning 1 TR.
- Move the old Chairman and all other delegates from the Dominant party to the reserves, and shift dominance.
- Restore lobby.

4. CHANGING TIMES

- Move coming Global Event to the current position (covering the old Global Event). Add its lower neutral delegate.
- Move the distant Global Event to the coming position.
- Reveal a new Global Event in the distant position. Read its flavor text and add its top neutral delegate.


WHEN CARD IS REVEALED, READ FLAVOR TEXT AND ADD NEUTRAL DELEGATE

DISTANT
GLOBAL EVENT
(AND GLOBAL EVENT DECK)

COMING
GLOBAL EVENT

WHEN CARD IS MOVED HERE, ADD NEUTRAL DELEGATE

CURRENT
GLOBAL EVENT
(AND GLOBAL EVENT DISCARD)





GLOBAL EVENT BOARD

RULES & GAME CONCEPTS

LOBBYING (new action): This is not a Standard Project, but may be taken any number of times in a generation. Move one of your delegates from the Delegate Reserve (costs 5 M€), or from the Lobby (for free!), into the Delegate Area of your desired party on the Terraforming Committee board.



DELEGATE: This symbol means delegate, and is represented by a delegate marker in your player color .

Having 1 or more delegates in the delegate area of the Dominant party gives you 1 **influence** . A delegate may also be Party Leader or Chairman, giving you 1 influence each.



PARTY LEADER: The first delegate placed in a party automatically becomes Party Leader – moving the marker to the Party Leader seat in that party.

If a player (including the neutral “player”) ever has more delegates in a party than the current Party Leader, they replace the Party Leader marker with one of their own from that party. (The old Party Leader becomes a normal delegate again for that party.)

Note that a Party Leader also counts as a delegate for that party. The Party Leader in the Dominant party counts as 1 influence and will become Chairman in the Turmoil phase.



CHAIRMAN: When the Dominant party becomes ruling, the Party Leader becomes Chairman (delegate marker moves to the Chairman Seat) and that player **receives 1 TR**.

DOMINANT PARTY: The party with the most delegates is the Dominant party and is identified by having the Dominance marker in the delegate area of that party.

If another party ever has **more** delegates than the Dominant party, they become Dominant and receive the Dominance marker.

The Dominant party will become the ruling party for the next generation. When a party becomes ruling, its delegates are returned to their corresponding reserve, and the Dominance marker is shifted to the new party with the most delegates (page 7, Turmoil 3c). If more than one party is tied for this, the Dominance marker is moved to the first of these, counted clockwise from the party that just became ruling.


RULING PARTY: The active **Policy tile** shows which party is currently ruling. The effect or action on the Policy tile is active **only during the Action phase**. When a party becomes ruling, it also appoints a new Chairman and applies a Ruling Bonus (see below).


BECOMING RULING: In step 3 of the Turmoil part of the Solar phase (New Government), the Dominant party becomes ruling, replacing the old ruling party. Place the party’s Policy tile on top of the pile (Turmoil 3a) - this Policy will be active during the next Action phase. Then the Ruling Bonus of the new ruling party is applied to all players (Turmoil 3b). Next, the old Chairman and all delegates in the ruling party are returned to the reserves (Turmoil 3c). The Party Leader becomes the new Chairman - move it to the Chairman seat - and that player gains 1 TR (Turmoil 3d). The emptying of the ruling party causes the Dominance Marker to shift (Turmoil 3e, see Dominant party). Lastly, the lobby is refilled (Turmoil 3f).

THE LOBBY: Each player starts each generation with 1 delegate in the reserved area in the Lobby on the Terraforming Committee board. This delegate may be placed in a party as a free Lobbying action (see Lobbying). At the end of each generation, each spent delegate in the Lobby is replaced by a new delegate from the Delegate Reserve (Turmoil 3f). If a player has no more delegates in the reserve, that player cannot add a new delegate to the Lobby.

NEUTRAL DELEGATES: Global Events place neutral delegates in the Terraforming Committee. The gray neutral delegate markers do not belong to any player, but they do count as a separate player. These neutral delegates can become Party Leader and Chairman.

PROJECT CARD REQUIREMENTS: The requirements are explained in text on the respective cards. If the requirement shows the icon of one of the parties of the Terraforming Committee, that card is playable only if that party is currently ruling (check the active ruling Policy tile to identify ruling party), OR if you have at least 2 delegates in that party.

 **INFLUENCE** and **MAX 5 LIMIT:** Any Global Event that counts something (resources, production, cards, tiles, tags, TR, etc.) can only count up to a maximum of 5. This is specified in the card text but not with icons.

This number (max 5) can then be modified up or down (even beyond 5) by your influence ().

A player may have 0-3 influence based on these criteria:

- Owning the Chairman gives 1 influence.
- Owning the leader of the Dominant party gives 1 influence.
- Owning 1 or more non-leader delegates in the Dominant party gives 1 influence.

Example 1: *Generous Funding* gives 2 M€ for each complete set of 5 TR above 15. Kim has a TR of 42, which means 5 sets of 5 TR above 15. He also has the Chairman and 2 non-leader delegates (that is, at least 1 non-leader delegate) in the Dominant party, giving him a total of 2 influence. He then counts $5+2=7$ times 2 M€ for a total of 14 M€.



Example 2: Riots causes players to lose 4 M€ per city. Stanley has 7 cities, and 3 non-leader delegates in the Dominant party, giving him 1 influence. He first counts a maximum of 5 cities, and then reduces that 1 step to 4 because of his influence. He has to pay 4 times 4 M€ = 16 M€ to the bank. Ouch!

TR REVISION: At the beginning of the Turmoil phase, after the Production phase, ALL players lose 1 TR, simulating that the Terraforming Committee is actively revising your TR, and old merits become obsolete over time. Remember, the Terraforming Committee hands out generous bonuses, and the budget has to be cut somewhere.

DISTANT GLOBAL EVENT: When a Global Event card is first shown, place a neutral delegate in the party indicated top left on that card. Read the flavor text and the Global Event effect at the bottom of that card. This Global Event will occur in 3 generations from now.

COMING GLOBAL EVENT: When a card goes from being Coming Global Event to being Current Global Event, place a neutral delegate in the party indicated mid right on that card.

CURRENT GLOBAL EVENT: In the Turmoil phase at the end of the generation, the Current Global Event effect is performed. Note that if the event allows the “first player” to do something (like placing an Ocean tile), the first player does not receive any bonuses or TR for this placement. Note that there is no Current Global Event the first generation.

SPECIAL CASES: If a global parameter is at its maximum, it may not be affected again for the rest of the game.

If Volcanic Eruptions trigger the ocean bonus at 0°C, then the first player decides where the Ocean tile is placed, but does not receive bonuses from it.

If Snow Cover lowers the temperature below the 0°C mark, nothing happens, but the ocean bonus may now be triggered a second time when the temperature is raised again!

FINAL SCORING: When the game ends, the Turmoil step is not performed. As a last step in scoring, **all Party Leaders and the Chairman are worth 1 VP for the respective player.**

MARS FIRST *Focused on Martian development and independence.*



RULING BONUS: All players receive 1 M€ for each building tag they have.
RULING POLICY: When you place any tile on Mars, you receive 1 steel.

KELVINISTS *Pushes for rapid terraforming, usually employing a heat first strategy.*



RULING BONUS: All players receive 1 M€ for each heat production they have.
RULING POLICY: Pay 10 M€ to increase your heat and energy production 1 step each. May be used many times per player.

SCIENTISTS *Tech is the door to the future, and Scientists will do anything to open it.*



RULING BONUS: All players receive 1 M€ for each science tag they have.
RULING POLICY: Pay 10 M€ to draw 3 cards. May only be used once per generation and player!

REDS *Wishes to preserve the red planet. They have a hard time succeeding with that.*



RULING BONUS: The player with lowest TR gains 1 TR. Ties are friendly. In solo, you receive 1 TR if you have TR 20 or below.
RULING POLICY: You lose 3 M€ for each step your TR is raised. If you have less than 3 M€, you may not raise your TR.

UNITY *Wants to see humanity prosper in the whole solar system.*



RULING BONUS: All players receive 1 M€ for each Venus tag, Earth tag, and Jovian tag they have.
RULING POLICY: Titanium is worth 1 M€ extra.

GREENS *Wants to see a new Earth as soon as possible.*



RULING BONUS: All players receive 1 M€ for each plant tag, microbe tag, and animal tag they have.
RULING POLICY: Gain 4 M€ each time you place a Greenery tile.

SOLO with TURMOIL: Combine the rules for Turmoil with the solo rules for the main game and any expansions you want to add. Note that Reds' Ruling bonus and some Global Events have special cases for the solo game. Decide before setup if you want to terraform in the allotted time, or reach TR 63 (see Prelude rules).

The Solar Phase

The Solar phase takes place after the Production phase each generation:

STEP 1: Game End Check

Check the end game conditions: if temperature, oxygen, and oceans are all maxed out, the game ends and final scoring begins with normal conversion of plants. No further steps in the Solar phase are executed.

STEP 2: World Government Terraforming (If playing with Venus Next)

The first player (player order hasn't yet shifted) chooses a non-maxed global parameter and increases that track one step, or places an Ocean tile. No TR or other bonuses are given to the first player. Other cards may be triggered by this though, i.e. **Arctic Algae** or the Venus corporation **Aphrodite**.

Variant: Skip this step for a longer game.

STEP 3: Colony production (If playing with Colonies)

Return all Trade Fleets from the Colony Tiles to the Trade Fleets Tile. Move the white marker one step up the Colony track on each Colony Tile.

STEP 4: TURMOIL

1) TR revision

All players lose 1 TR.

2) Global Event

Perform the **Current** Global Event, taking **influence** into account (page 5).

3) New Government

- The Dominant party now becomes ruling. **Change Policy** tile.
- Resolve the **Ruling Bonus** (affects all players).
- Return** the former Chairman and all non-leader delegates from Dominant party to reserve.
- Party Leader from the Dominant party becomes **new Chairman**, earning 1 TR.
- Dominance marker** goes to new Dominant party (or clockwise in case of tie).
- Fill the lobby** from the reserve so that each player has 1 delegate there.

4) Changing Times

- Place the Coming Global Event on top of the Current Global Event. Add the **neutral delegate** indicated at the mid-right on that card.
- Move** the Distant Global Event into the Coming Global Event space.
- Turn the top card of the Global Event deck face up, add the top-left **neutral delegate**, and read the **flavor text**.



CREDITS:

Game design: Jacob Fryxelius
Graphic design: Isaac Fryxelius
Assistant design: FryxGames

MEGACREDITS:

to our dedicated publishing partners, and our betatesters:
Florian Ruckeisen, Trollet Eriksson, Jorrit Sminia, Shiyue Xu, Mikael Hansson, Jan-Fredrik Wahlin, Cornelius Cremin, Marius Ihlar, Kalle Palm, Austin Robles, Mike Talviste, George Avgouleas, Rita Kiss, Iris Clark, Katarzyna Mhynarczyk, Loes Vollenbroek, Tomas Gjåls and Mikael Wicktor, as well as their gaming groups
- a million thanks for dedicated playtesting and feedback!
Thanks also to Bill Bricker and Garrett W. Kaida of Stronghold Games.

COMPONENTS:

These rules
6 Policy tiles
16 Project cards
5 Corporation cards
2 Reference cards
31 Global Event cards
14 Neutral delegates
35 Delegates (7 in each color)
Dominance marker
Terraformer milestone tile
Terraforming Committee board
Global Event board

GIGACREDITS:

to the Creator of us humans.
May we always be good stewards of His worlds!

FRYXGAMES

